

## **Liy'ala Resources FOR FIRST NATION'S LANGUAGE EDUCATION PROGRAMS**




# **CHILDREN'S WORDLESS BOOK SET**

**MITZI ASSU & KELSEY BABCHUK**

## **Introduction**

- Thank you for coming
- Introduction of Presenters  
Mitzi Assu, **Liy'ala** Fluent Speaker  
Kelsey Babchuk, Language and Culture Teacher, Cape Mudge Band  
Head Start, We Wai Kai Nation
- What is included in Children's Wordless Book Set:  
Each Wordless Book Set included 3 Board Books and 3 CD Recordings of  
example sentences in the **Liy'ala** language
- Resource given to each workshop participant: One Wordless Book Set for  
each workshop participant



## Introducing Wordless Book Set

➤ **What books' are in the Children's Wordless Book Set?**

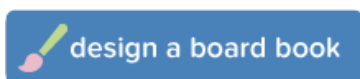
The 3 titles in the Children's Wordless Book Set are "Getting Ready for School," "Going to the Big House" and "Spending Time with My Family."

➤ **What steps were used to create the Wordless Book Set?**

The books were created by developing three culturally relevant themes for each book. Then each book idea was given 13 sentences that would be used to create the books pictures. A First Nations Photographer, Amanda McBurney, Inspired Images, took images to use to create each Wordless Book. The pictures were then edited and uploaded onto the website [www.pintsizeproductions.com](http://www.pintsizeproductions.com).



Once on web page click on button on top right corner labeled 'Design a board book'.



This will bring you to a new page titled 'Before you begin'. From here select the third option:



'Your own custom design'

From here you have lots of choices to choose which style board book works best for you. The option used for the Wordless Book Set is 'Custom Interactive 16 Page Book'.

After clicking on a book option, the webpage will bring you to an editing page for your book. This is where you can insert your own pictures for a Wordless Book.

➤ **How were the books printed?**

The Wordless Book Set was printed through "Pint Sized Productions". After creating your own book, you need to create an account with company and select ordering details.


➤ **What is on the Wordless Book Set Audio Cd's?**

The Audio Cd's have pre-recorded examples of sentences in **Ligw'ala** language. The Audio Cd's can be used to give examples for teachers to read the Wordless Books. It can also be used as a teaching devise to tell Wordless Book to children.



➤ **Strategies on Using Wordless Books**

On the back of each Audio Cd is a blurb on strategies on how to use Wordless Books. There is also a larger version of this blurb provided as a hand out.



## Reading Books in Language

**Wordless Books** are a great learning resource in teaching the **Lij'ala** language.

- Demonstration of fluent language speaker reading the book “Getting Ready for School”
- Demonstration of Audio Cd giving examples for the book “Going to the Big House”

## Incorporating Resource in Classroom

- Ideas on how to use a Wordless Books in a Head Start classroom
  - Set books in areas of the classroom where children can access books daily. Examples: transitional areas, book bags and book shelves



- Ideas on how to use Wordless Books in a primary class group setting
  - Read books during group circle times with audio Cd or verbal language. Add in toy props during group learning times. Example:

Wordless Book, “Spending Time with My Family.” Use toy props of food, a toy, a small book, a toothbrush, a toy bed, a toy table and a moon. Talk about these props and what they’re called in language. Use props to play game “Which toy is missing?” Lay all props out on plastic tray. Say together the language name for the prop. Cover all props with a small blanket. Take one prop away and lift off blanket. Have children guess which prop is missing. Use language words for answers.



- Ideas on how to use Wordless Books in a primary class one on one setting
  - Listen with a student the Audio Cd belonging to a Wordless Book in the set. Use headphones together if available. Flip through the Wordless Book while listening to audio Cd. Discuss in language together afterwards.
- Ideas on how to use Wordless Books in an Elementary School setting
  - Talk further about other ideas found in the Wordless Book “Spending Time with my Family.” Example: Use sentences such as “How do you say \_\_\_\_\_ in language?” or “It’s a \_\_\_\_\_.”

## Questions

- Share ideas with the group of ways your school might use the Children’s Wordless Book Set.
- Groups chance to ask questions about Wordless Book Set to Mitzi & Kelsey

# Wrap Up & Closing

- Thank You to everyone for participation in workshop
- Thank You to Mitzi for helping in creation of Children's Wordless Book Set
- Handing out Wordless Book Set's to Workshop Participates

## Wordless Book Set

### “Getting Ready for School”

- Today I'm going to school — Picture of an Elementary School.
- I'm waking up. — Picture of a child in pj's sitting up in bed
- I'm brushing my teeth. — Picture of a child brushing teeth in bathroom.
- I'm washing my face. — Close up picture of a child using a face cloth.
- I'm eating breakfast. — Child sitting at table eating breakfast.
- I'm getting dressed. — Child wearing a t-shirt.
- I'm making my lunch. — Child putting lunch in lunch kit.
- I'm packing my backpack. — Child zipping up back pack.
- I'm putting on my shoes. — Child putting on shoes.
- I'm putting on my coat. — Child putting coat on.
- I'm saying goodbye to my family. — Picture of child waving goodbye.
- I'm ready to go. — Picture of child outside sitting wearing a backpack.
- I'm walking to school. — Child walking to school holding hands with an adult.
- Learning our language is fun! — group picture of back of children in circle setting.

# Wordless Book Set

## “Going to the Big House”

-I’m going to the Big House. I’m happy. — Picture of child playing with First Nation’s toys.

-I’m bringing my button blanket. — Picture of child putting apron/button blanket on.

- I’m bringing my paddle. — Child with paddle in hands.

-I’m bringing my feathers. — Child with feathers in hands.

-I’m bringing my drum. — Child with drum in hands.

-I’m going to sing a song in language at the Big House. -  
Child with drum in hands, and a child singing.

-I like learning my culture. — Child with hand up, smiling.

-I’m going to the Big House by car. — Picture of a car.

-I’m wearing my regalia. — Child putting on regalia.

-I’m dancing (Use for two pictures) — Children dancing in the Big House and group dancing in Big House.

-I’m learning how to respect. — Group of dancers in the Big House.

-I’m dancing for my family. — Picture of the full inside of Big House and dancers.

-Learning our language is fun — group picture of back of children in circle setting.



# Wordless Book Set

## “Spending Time with My Family”

- I’m home. – Child inside entry way hanging up backpack.
- I’m going to spend time with my family tonight. – Two children playing together on carpet.
- I’m helping dad cook dinner. – Child cutting up vegetables.
- I’m eating with my family. – Picture of a dinner table.
- I’m washing dishes. – Child washing dishes at sink.
- I’m reading a book with my dad. – Child sitting on couch reading a book with dad.
- I’m playing. – Picture of family playing blocks together.
- I’m brushing my teeth. – Child brushing teeth at the sink.
- I’m putting on my PJ’s. – Child wearing PJ’s.
- I’m saying I love you to my family. – Children snuggled together on couch.
- I’m going to bed. – Picture of mom kissing boy goodnight.
- Goodnight family. – Picture of a boy sleeping.
- Learning our language is fun – Group picture of back of children in circle setting.